

2022-2023  
**1 SINIF**

**Ne eksik, ne fazla.. İDEAL SET**

**250 TL**

MEB  
müfredatına  
göre hazırlanmıştır.

# Okuma Yazma

öğreniyorum

- Ses Grupları Kitapçıkları

ELAKİN, OMUTÜY, ÖRİDSB,  
ZÇGŞCP, HVĞFJ

- Matematik Kitabı

- Hece Kitabı

- Evde Çalışıyorum Kitabı

- Çizgi Çalışmaları

- Yazı Defteri

- Kodlama

- Hızlı Okuma

- Harf Defteri

- 8'li Hikâye Seti

- Artık Okuyorum Belgesi

- Kılavuz Çizgi Kartı

## SES GRUPLARI



ELAKİN  
6 Fasikül



ZÇGŞCP  
3 Fasikül



OMUTÜY  
6 Fasikül



HVĞFJ  
2 Fasikül



ÖRİDSB  
4 Fasikül



AKILLI TAHTA  
UYUMLUDUR.



## Hikâye Seti



TANITIM  
VIDEO



Destek Hattı  
**0(543) 724 96 90**



ogretmenevde











Öğretmenevde Etkinlik Paylaşım Platformu


SİPARİŞ ve incelemek için | [www.ogretmenevdesatis.com](http://www.ogretmenevdesatis.com)












# 1. HAFTA ÇİZGİ ÇALIŞMALARI














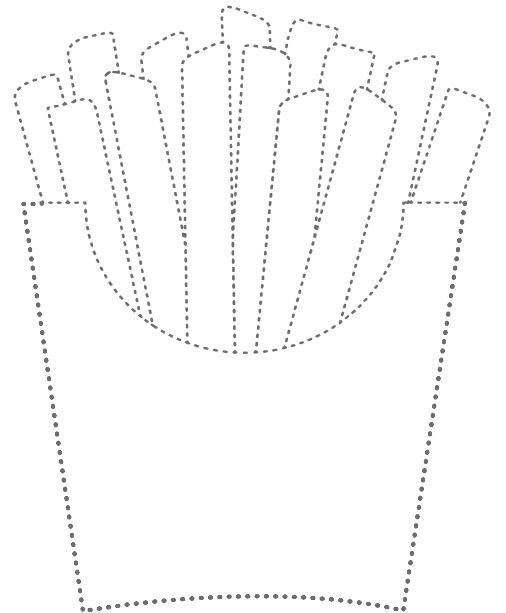


A grid of 12 vertical dotted lines for tracing practice. The first line is solid with a red dot and arrow. The second line is solid. The remaining lines are dotted. At the bottom right, there is a large dashed outline of an umbrella with rain falling from it, also intended for tracing.





A grid of 12 vertical dotted lines for handwriting practice, arranged in 6 rows and 2 columns.





Handwriting practice sheet with 8 rows of vertical dashed lines for tracing. The first row includes a red arrow pointing down and a black dot at the top left corner of the first column, indicating the starting point and direction for writing.



Handwriting practice row 1: A solid vertical line on the left with a red arrow pointing down, followed by 12 dotted vertical lines for tracing.

Handwriting practice row 2: A solid vertical line on the left, followed by 12 dotted vertical lines for tracing. The area below the lines is shaded light blue.

Handwriting practice row 3: 12 dotted vertical lines for tracing. The area below the lines is shaded light blue.

Handwriting practice row 4: 12 dotted vertical lines for tracing. The area below the lines is shaded light blue.

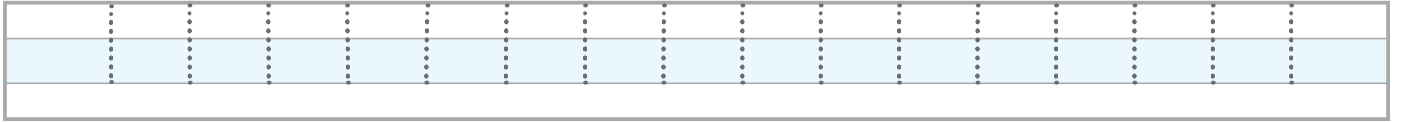
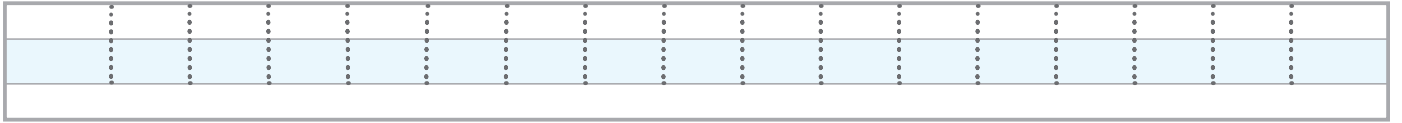
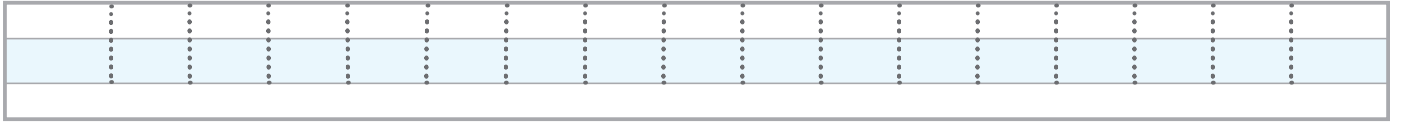
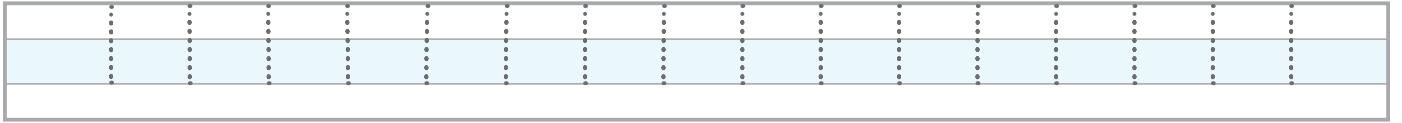
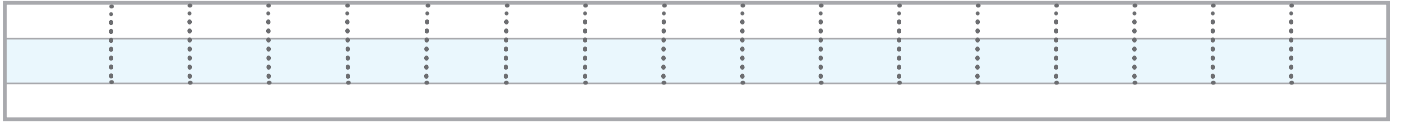
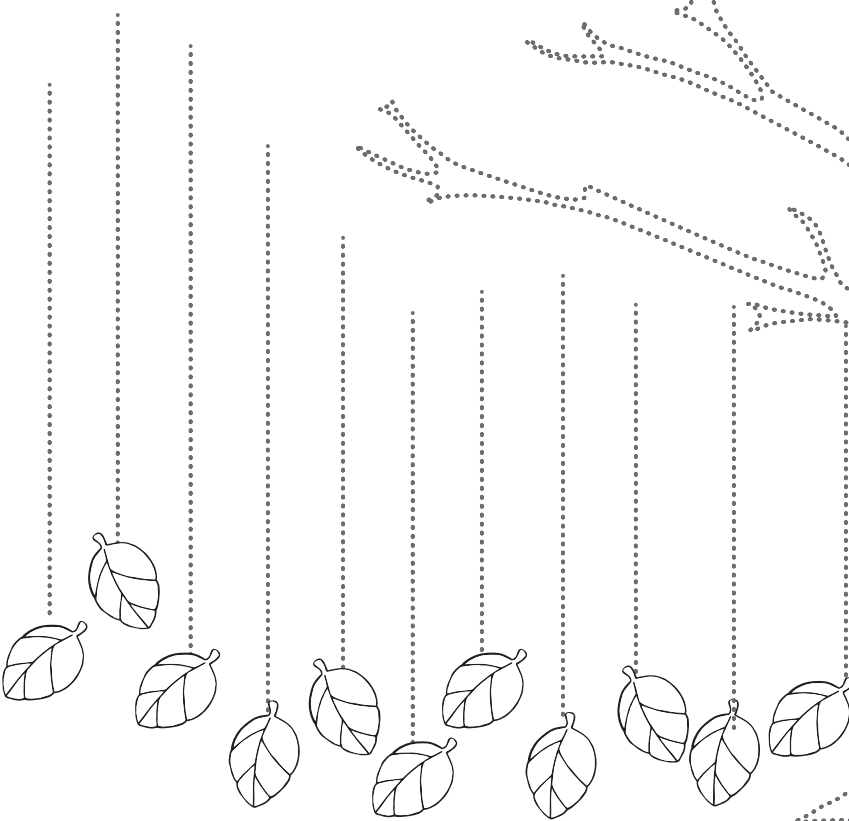
Handwriting practice row 5: 12 dotted vertical lines for tracing. The area below the lines is shaded light blue.


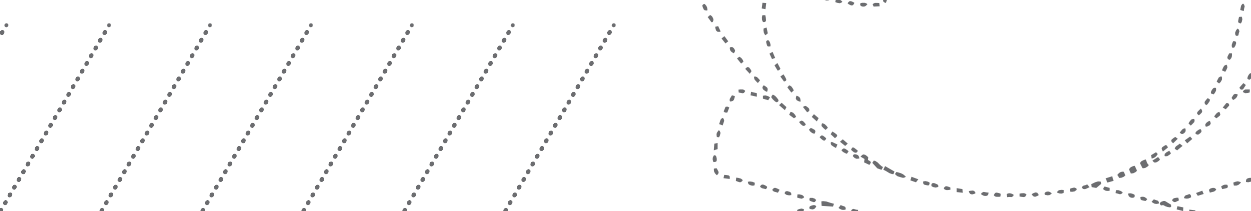
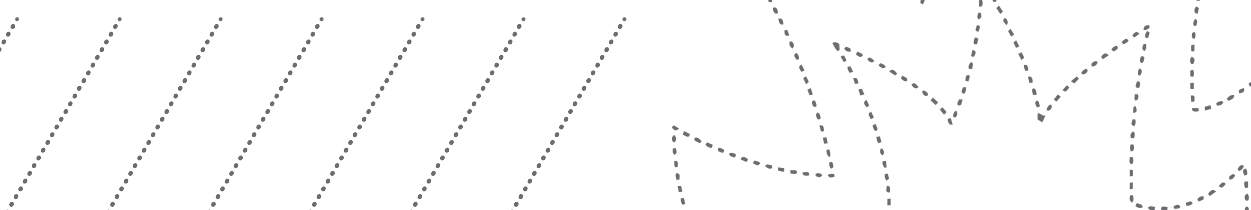
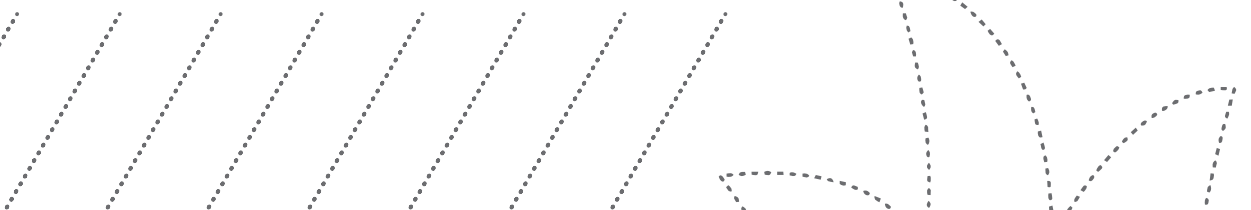
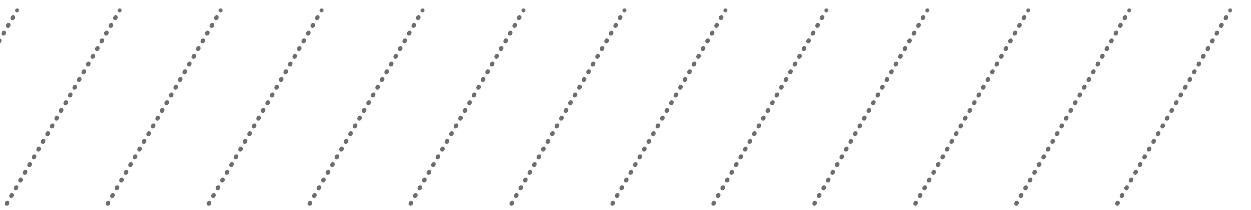
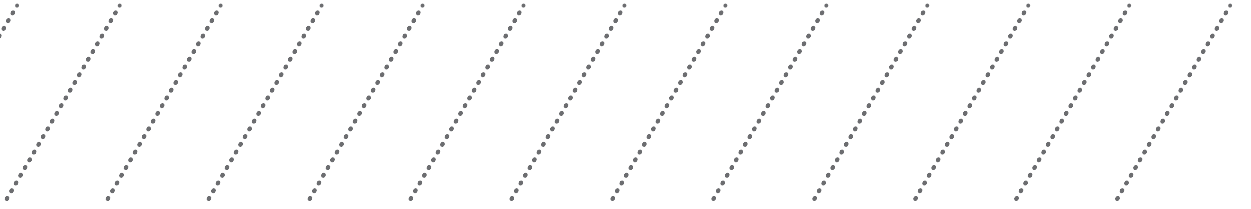






Handwriting practice row 6: 12 dotted vertical lines for tracing. The area below the lines is shaded light blue.

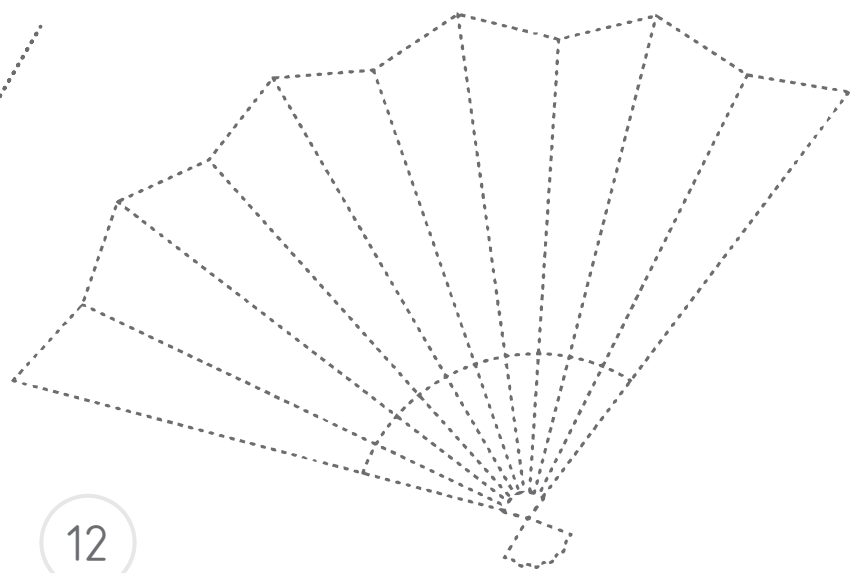


Handwriting practice row 7: 12 dotted vertical lines for tracing. The area below the lines is shaded light blue.

Handwriting practice row 8: 12 dotted vertical lines for tracing. The area below the lines is shaded light blue.

Handwriting practice row 9: 12 dotted vertical lines for tracing. The area below the lines is shaded light blue.

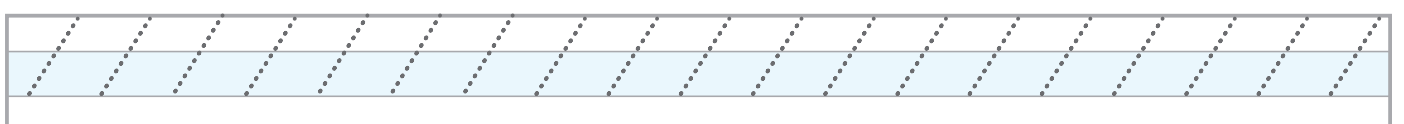
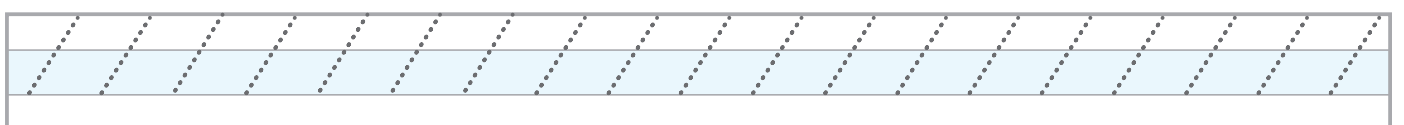
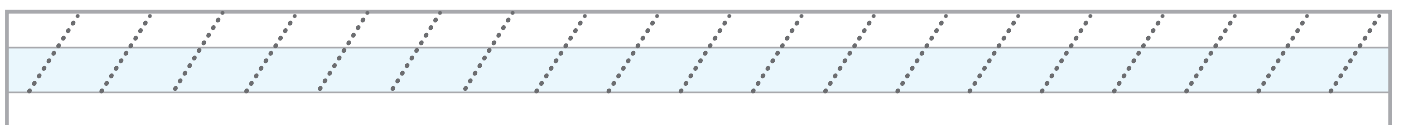
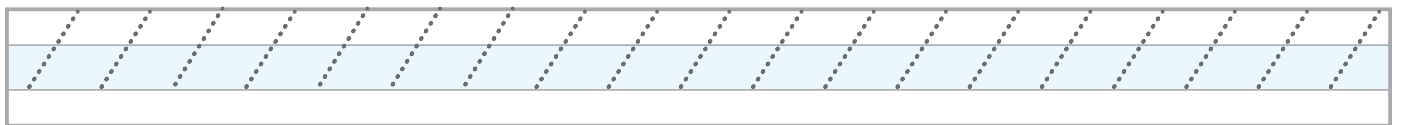
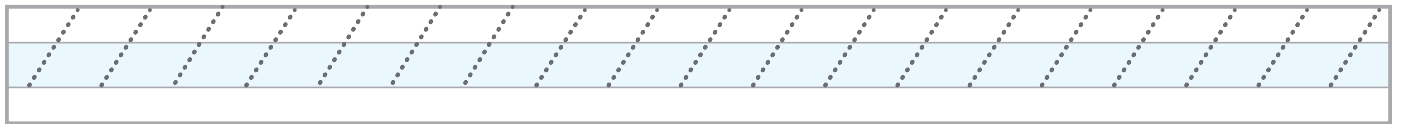
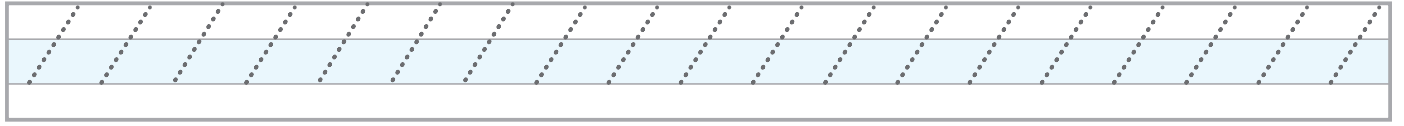
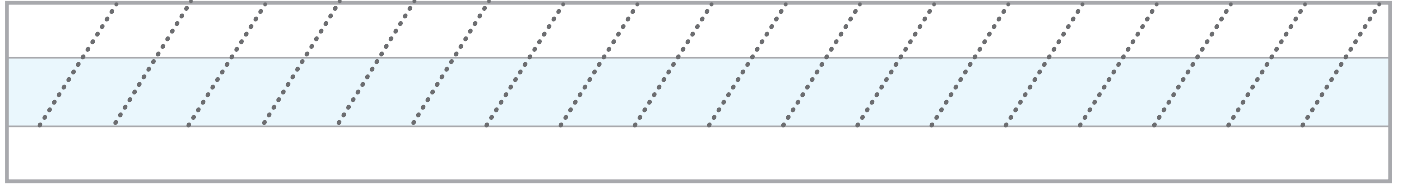
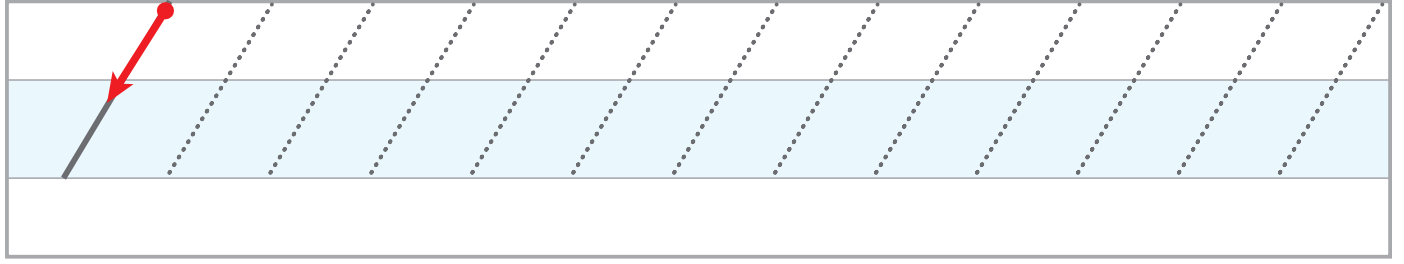
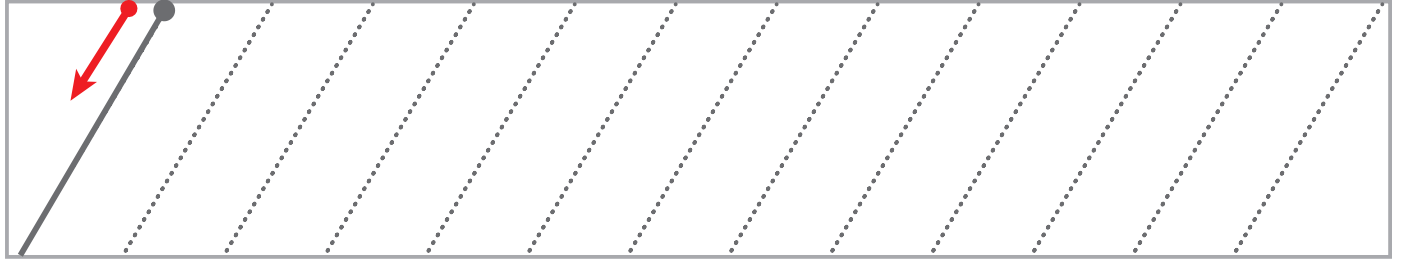




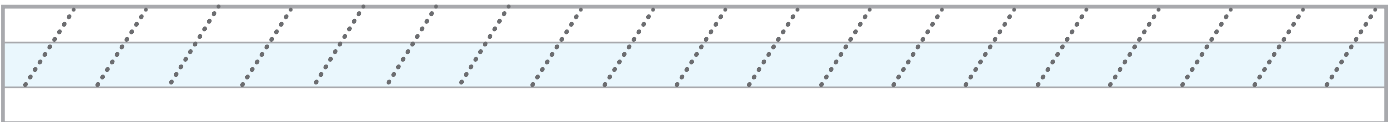
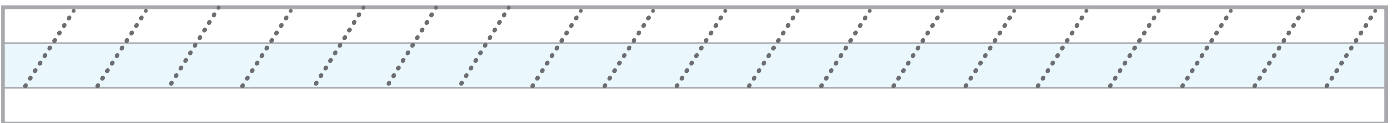
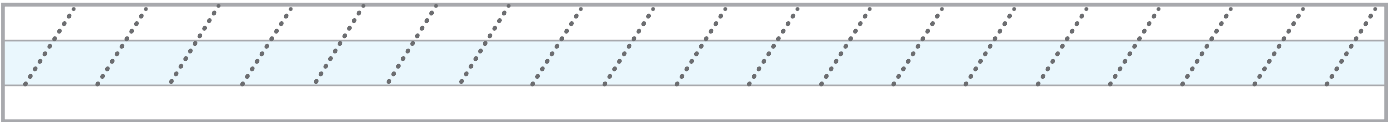
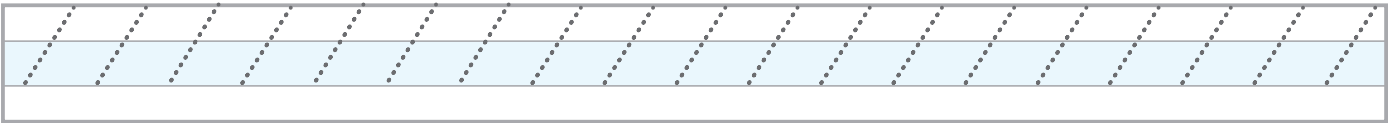
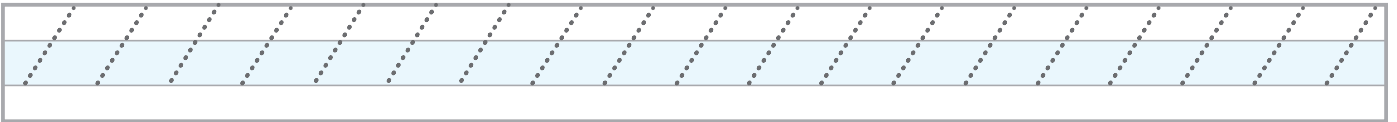
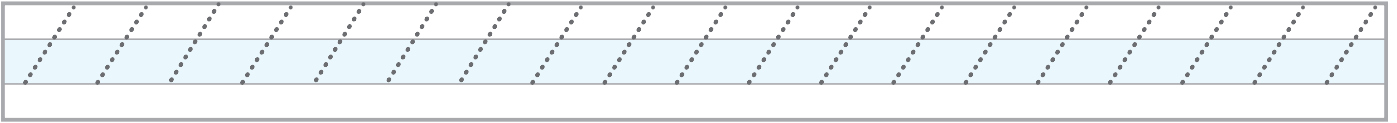



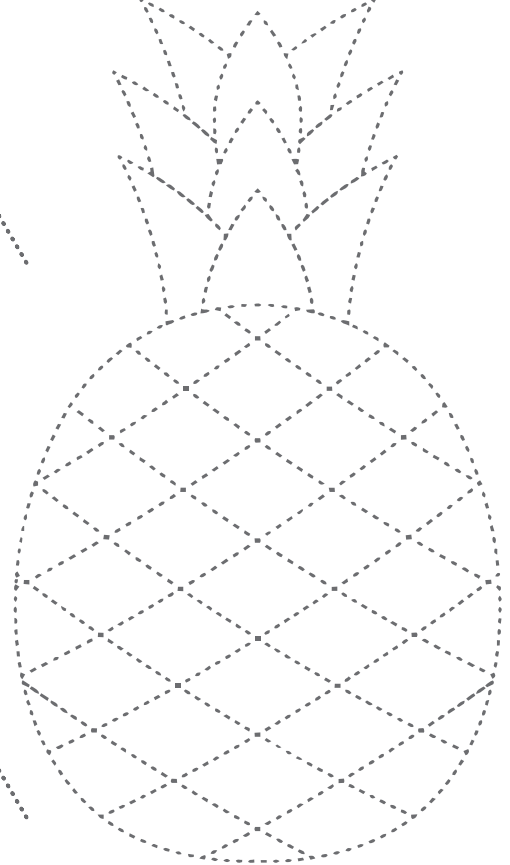





Handwriting practice sheet with eight rows of slanted lines. The first row includes a red arrow pointing down and to the left, and a black dot at the top left, indicating the starting point and direction for writing. The remaining rows are empty for practice.





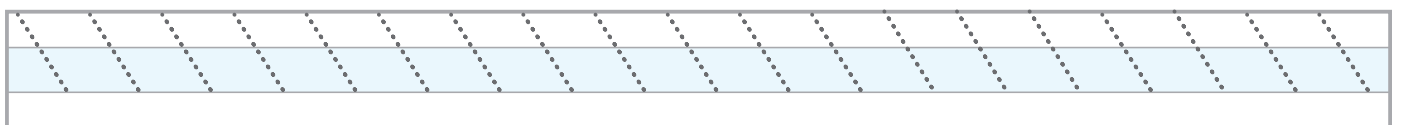
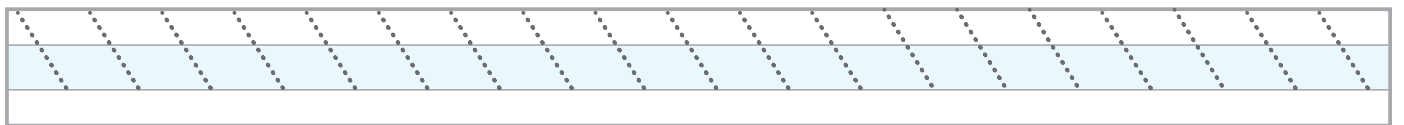
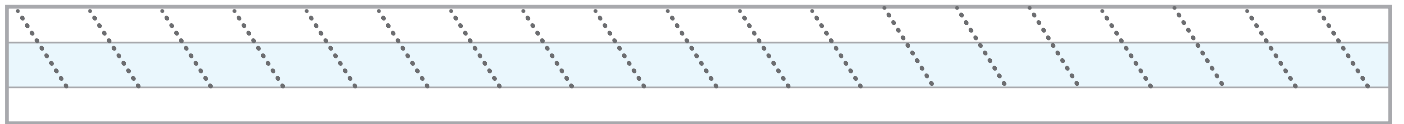
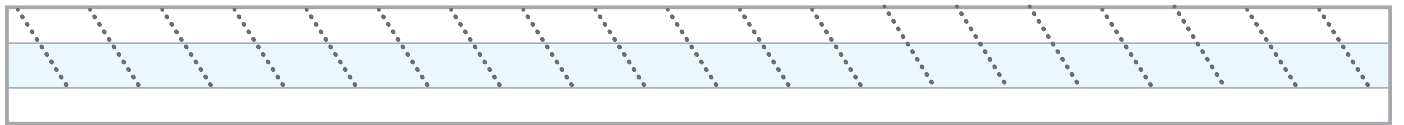
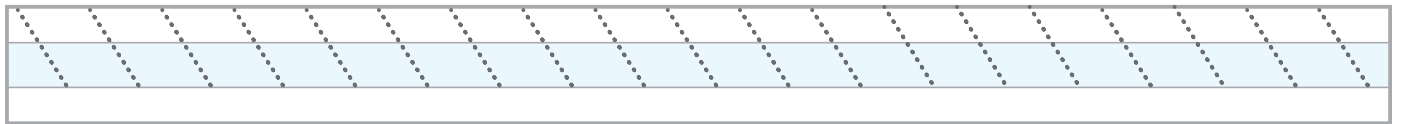
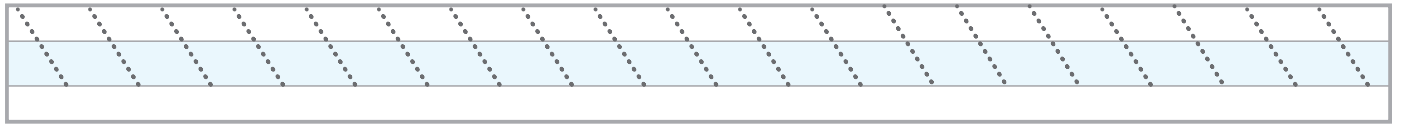
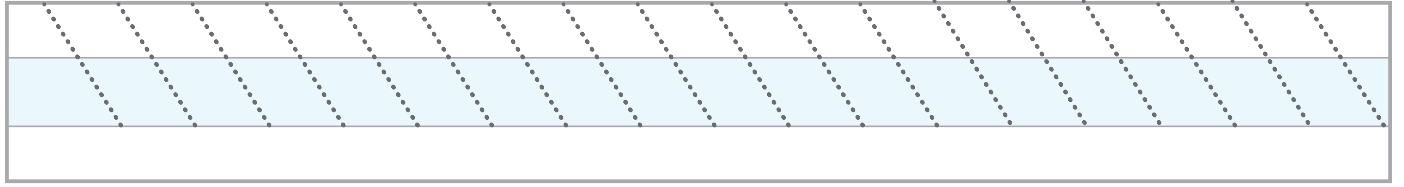
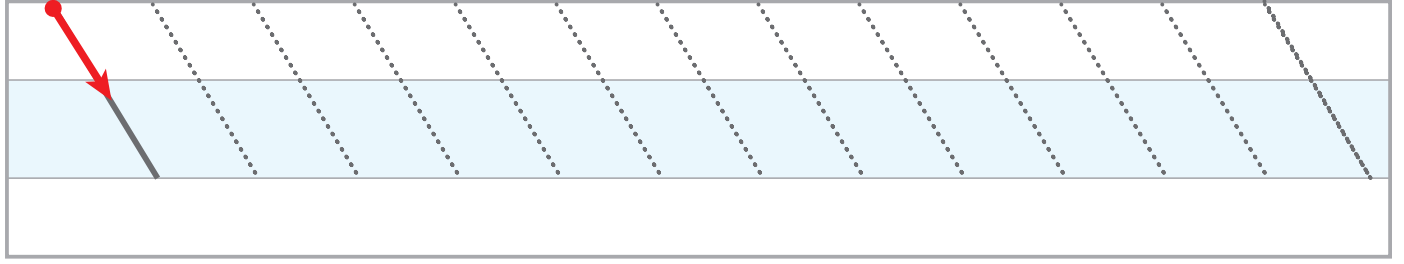


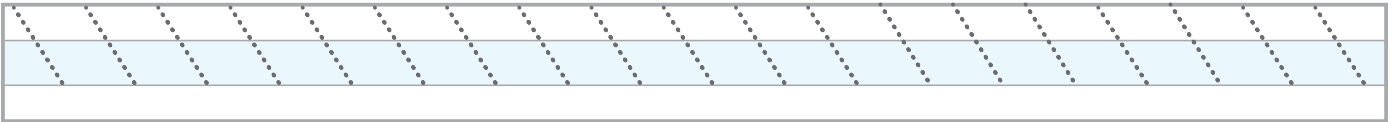
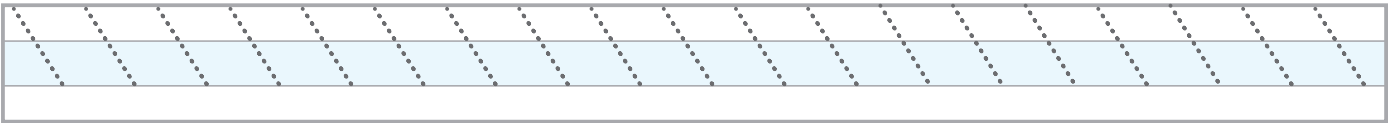
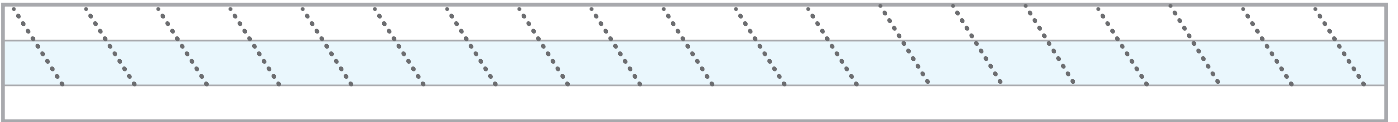
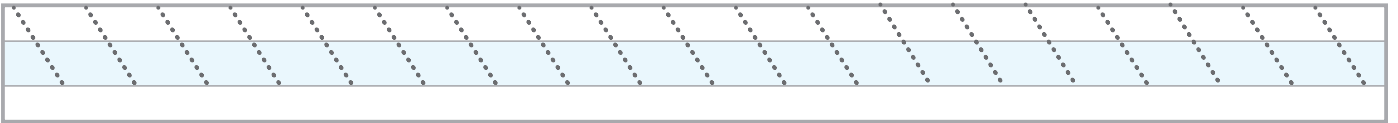
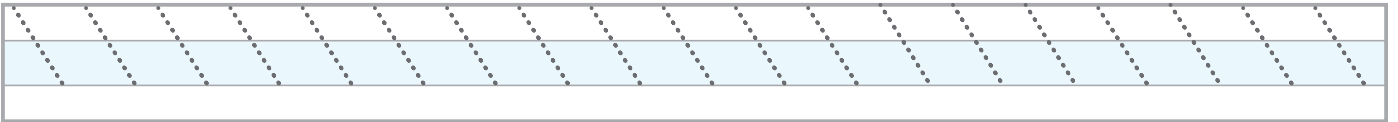
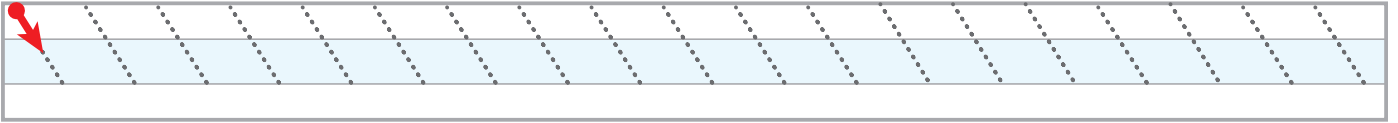










Handwriting practice sheet with eight rows of dotted lines for tracing. The first row includes a red arrow indicating the direction of the stroke.







Handwriting practice area consisting of multiple rows of dotted lines for tracing and writing.









Handwriting practice row with a red arrow indicating the direction of the first stroke and two solid lines for tracing.

Handwriting practice row with two dotted lines for tracing.

Handwriting practice row with two dotted lines for tracing.

Handwriting practice row with two dotted lines for tracing.

Handwriting practice row with two dotted lines for tracing.

Handwriting practice row with two dotted lines for tracing.

Handwriting practice row with two dotted lines for tracing.

Handwriting practice row with two dotted lines for tracing.



Handwriting practice section 1: A row of four horizontal lines. The top line is solid black with a red arrow pointing right. The second and third lines are solid black. The bottom line is dotted. The space between the second and third lines is shaded light blue.

Handwriting practice section 2: A row of four horizontal lines. The top line is solid black with a red arrow pointing right. The second and third lines are solid black. The bottom line is dotted. The space between the second and third lines is shaded light blue.

Handwriting practice section 3: A row of four horizontal lines. The top line is solid black. The second and third lines are solid black. The bottom line is dotted. The space between the second and third lines is shaded light blue.

Handwriting practice section 4: A row of four horizontal lines. The top line is solid black. The second and third lines are solid black. The bottom line is dotted. The space between the second and third lines is shaded light blue.

Handwriting practice section 5: A row of four horizontal lines. The top line is solid black. The second and third lines are solid black. The bottom line is dotted. The space between the second and third lines is shaded light blue.

Handwriting practice section 6: A row of four horizontal lines. The top line is solid black. The second and third lines are solid black. The bottom line is dotted. The space between the second and third lines is shaded light blue.

Handwriting practice section 7: A row of four horizontal lines. The top line is solid black. The second and third lines are solid black. The bottom line is dotted. The space between the second and third lines is shaded light blue.

Handwriting practice section 8: A row of four horizontal lines. The top line is solid black. The second and third lines are solid black. The bottom line is dotted. The space between the second and third lines is shaded light blue.

Handwriting practice section 9: A row of four horizontal lines. The top line is solid black. The second and third lines are solid black. The bottom line is dotted. The space between the second and third lines is shaded light blue.

